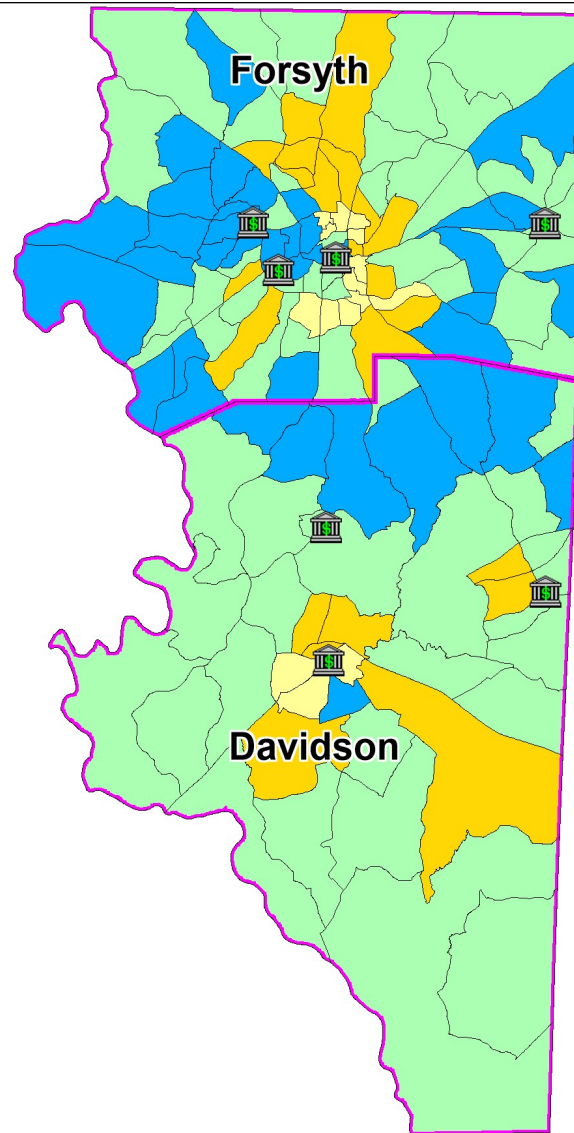


Winston-Salem, NC Facility Based Assessment Area





 Offices


 County 2020


 State

Income as % of MSA Median
(# of Tracts in Range)

 $\geq 120\%$ (39)

 $80\% < 120\%$ (61)

 $50\% < 80\%$ (22)

 $0.01\% < 50\%$ (15)